

Telecom Line Protection TLP Series

PD Devices TLP series telecommunication line surge suppressors are designed to provide complete system protection for business PABX and single line applications.

The Telecom Line Protector Series (TLP) products are Telecom Line Protectors designed to the recommendations of BS6651: 1999 (Annex C) for location category C which requires 10kA (8/20 μ s) surge capacity. These products are primary rated devices for protecting systems connected to dial-up PSTN (or "external") lines or where PABX extensions are routed between buildings.

Conventional telecom surge suppressors such as gas discharge tubes (GDT's) or metal oxide varistors (MOV's) exhibit a higher clamping or "let-through" voltage with respect to fast acting solid state devices. In other words, they are designed to clamp voltages somewhere above the largest expected line signal, i.e. the voice line ringing signal. Consequently, the suppressor allows harmful spikes of up to 500V to attack the equipment.

With the PD Devices TLP series which uses a combination of GDT's and fast acting solid state devices the protection provided is enhanced.

The combination of GDT and fast acting solid state technology offers the benefits of a higher surge withstand capability together with lower clamping level and extremely fast reaction time. This means the TLP series offers much improved equipment protection and reduced component fatigue.

Features:


- Rugged construction
- High surge handling capabilities
- Low "let through" voltages.
- Fast response times.
- High surge handling capabilities.
- Negligible effect on normal line operation.
- Many models offer lower line resistance and higher line current capability than most other competitors' products.



TLP10



Telecom Line Protection Range



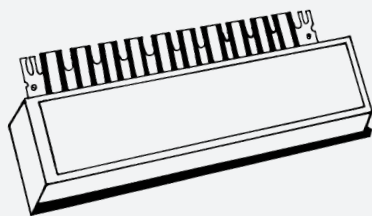
TLP/6/BT

DIN rail mount models:

- DIN rail mounting for modular installation
- DIN rail earthing provided for ease of installation
- Panel mounting screw holes for permanent installation
- Additional earth stud provided for installation versatility
- TLP/4 provided with two part push in screw terminal connection for ease of installation or replacement

Applications include:

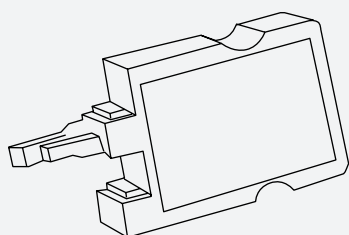
- Private Automatic Branch Exchange systems (PABX)
- Voice lines on the public network (PTSN)
- Fax
- Modem/Router



TEN PAIR PABX SURGE MODULE – TLP10 / TLP10LR

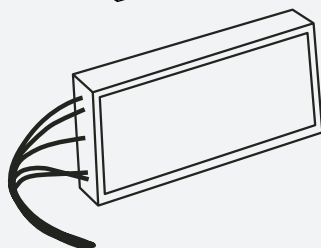
Provides harsh environment, primary level protection for PABX systems against surges on incoming PSTN voice and data lines. The unit fits directly into LSA-Plus[1] type 237A termination strips and provides a maximum surge withstand capability of 10,000 Amps for up to 10 pairs.

[1] "LSA-Plus" is a registered trademark of Krone



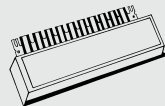
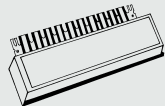
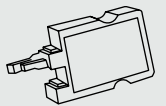
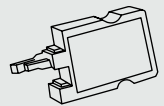
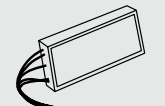
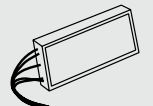
SINGLE PAIR PABX SURGE MODULE – TLP1PA / TLP1PALR

Provides harsh environment, primary level protection for PABX systems against surges on incoming PSTN voice and data lines. The unit fits directly into LSA-Plus[1] type 237A termination strips and provides a maximum surge withstand capability of 10,000 Amps for 1 pair.



SINGLE PAIR PABX SURGE MODULE – TLP1A / TLP1ALR

Provides harsh environment, primary level protection for PABX systems against surges on incoming PSTN voice and data lines. The unit is designed for hard-wired applications where durable, shockproof connections are required and provides a maximum surge withstand capability of 10,000 Amps for 1 pair.

Specifications						
Module Type	10 Pair PABX	10 Pair PABX	Single Pair PABX	Single Pair PABX	Single Pair Hardwired	Single Pair Hardwired
Connector Type	LSA Plus™ Plug-In	LSA Plus™ Plug-In	LSA Plus™ Plug-In	LSA Plus™ Plug-In	Flying Lead	Flying Lead
Circuits	10 x 2 wire	10 x 2 wire	1 x 2 wire	1 x 2 wire	1 x 2 wire	1 x 2 wire
Max. Working Voltage	190V	190V	190V	190V	190V	190V
Current Rating (Signal)	300mA	300mA	300mA	300mA	300mA	300mA
Rated Impulse Discharge, 8/20µs, per line (2 wires)	10kA	10kA	10kA	10kA	10kA	10kA
Minimum DC Breakover	220V	220V	220V	220V	220V	220V
Impulse Voltage Performance 10/700µs (125A Peak)	<247V All Modes	<265V All Modes	<247V All Modes	<265V All Modes	<247V All Modes	<265V All Modes
Typical Loop Resistance (25°C)	50Ω	9.4Ω	50Ω	9.4Ω	50Ω	9.4Ω
Response Time	<10ns	<10ns	<10ns	<10ns	<10ns	<10ns
Maximum Line Capacitance	130pF	130pF	130pF	130pF	130pF	130pF
System Exposure Level ⁽¹⁾	High	High	High	High	High	High
Operating Temperature	-25° to +70°C	-25° to +70°C	-25° to +70°C	-25° to +70°C	-25° to +70°C	-25° to +70°C
Dimensions (in mm):						
W	130	130	9	9	12	12
D	47	47	50	50	40	40
H	20	20	22	22	16	16
Part Code:	TLP10	TLP10LR	TLP1PA	TLP1PALR	TLP1A	TLP1ALR