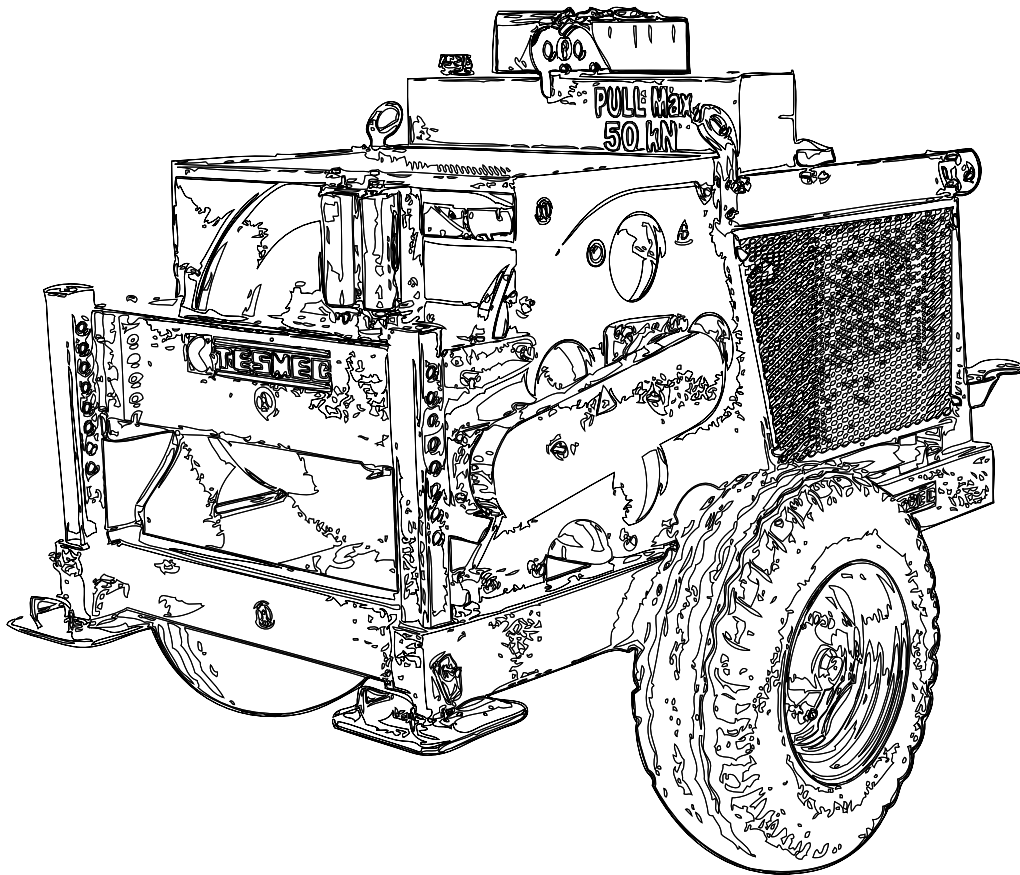


# WINCHES



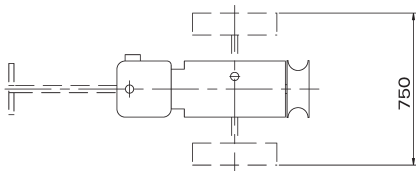
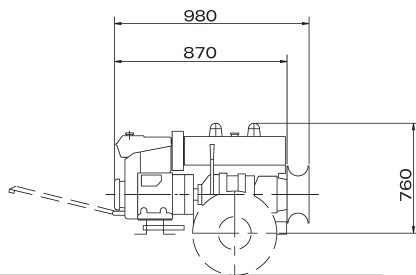
Hydraulic winch specifically designed for stringing operations on low and medium voltage overhead lines and for assembling and lifting operations.

The winches are provided with a detachable capstan

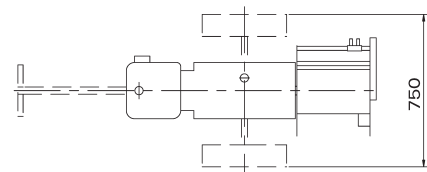
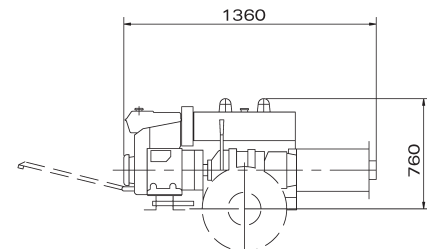


Complete with ADT 001

## AMB 101



## AMB 101 with ADT 001



## PERFORMANCE

Max pull	10 kN
Speed at max pull	1 km/h

Max speed	1.9 km/h
-----------	----------

**Note:** the basic machine performance is calculated at 20°C and at sea level

## CHARACTERISTICS

Diameter capstan	220 mm
Mass	100 kg
Mass with ADT 001	130 kg

## ENGINE

Gasoline	5.1 kW (7 hp)
Cooling system	air
Starting system	by handle

## HYDRAULIC TRANSMISSION

Closed hydraulic circuit for stepless speed variation in both rotating directions

## CONFIGURATION

Negative self-acting hydraulic brake

## ADDITIONAL DEVICES

- 102** Pulling rope locking device when capstan is used (compulsory for EC market)
- 105** Rigid axle and detachable towing bar, for manual towing
- 113** Handbarrow

## ADT 001

Drum with automatic level wind suitable for correct winding of the rope on the drum

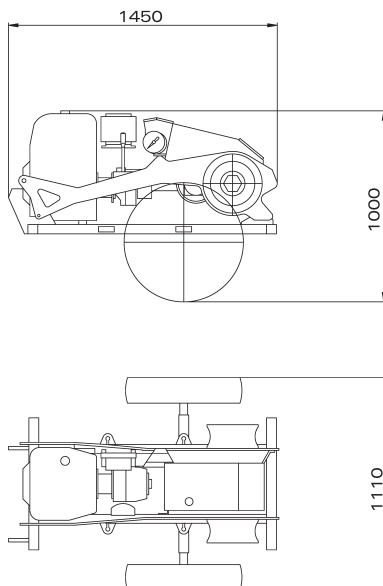
- External diameter 350 mm
- Internal diameter 200 mm
- Width 400 mm
- Capacity 300 m rope Ø 8 mm

Hydraulic winches specifically designed for stringing operations on low and medium voltage overhead lines.

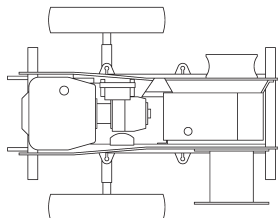
The winches are available in 2 versions: with 2 side capstans (Mod. AMB 206) or with 1 side capstan and 1 drum with automatic level wind (Mod. AMB 207)



### AMB 206



### AMB 207



### PERFORMANCE

Max pull	15 kN
Speed at max pull	0.35 km/h

Max speed	2.4 km/h
Pull at max speed	5 kN

**Note:** the basic machine performance is calculated at 20°C and at sea level

### DRUM CHARACTERISTICS

External diameter	378 mm
Internal diameter	220 mm
Width	215 mm
Capacity 220 m	rope Ø 8 mm

### CAPSTAN CHARACTERISTICS

Diameter	220 mm
----------	--------

### CHARACTERISTICS Mod. AMB 206

Mass	300 kg
------	--------

### CHARACTERISTICS Mod. AMB 207

Mass	320 kg
------	--------

### ENGINE

Gasoline	8.1 kW (11 hp)
Cooling system	air
Electrical system	12 V

### HYDRAULIC TRANSMISSION

Closed hydraulic circuit for stepless speed variation in both rotating directions


### CONFIGURATION

Negative self-acting hydraulic brake

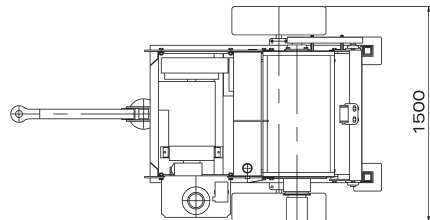
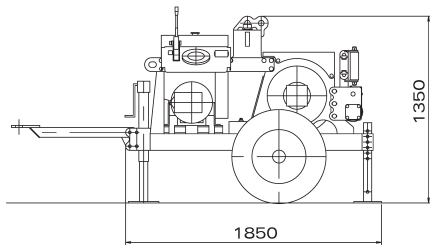
### ADDITIONAL DEVICES

- 102** Pulling rope locking device when capstan is used (compulsory for EC market)
- 105** Rigid axle and towing bar detachable, for manual towing

Single drum winch specifically designed for stringing of overhead lines and for lifting operations



Certified Quality System  
ISO 9001:2008



## PERFORMANCE

Max pull	30 kN
Speed at max pull	1.5 km/h
Max speed	5 km/h
Pull at max speed	8.5 kN

**Note:** the basic machine performance is calculated at 20°C and at sea level

## DRUM CHARACTERISTICS

External diameter	530 mm
Internal diameter	355 mm
Width	700 mm
Capacity 400 m	rope Ø 14 mm

## CHARACTERISTICS

Mass	1000 kg
------	---------

## ENGINE

Diesel	25 kW (34 hp)
Cooling system	water
Electrical system	12 V

## HYDRAULIC TRANSMISSION

Closed hydraulic circuit for stepless speed variation in both rotating directions

## CONFIGURATION

Negative self-acting hydraulic brake

Hydraulic dynamometer with set-point and automatic control of maximum pull

Hydraulic oil cooling system

Automatic level wind suitable for correct rope winding on the drum

Rigid axle for towing at max speed of 30 km/h

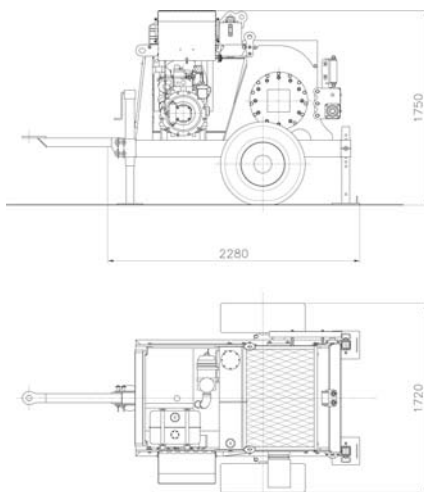
Towing bar with height regulation system

Mechanical actuated front plough stabiliser

Single drum winch specifically designed for stringing of overhead lines and for lifting operations



Certified Quality System  
ISO 9001:2008



## PERFORMANCE

Max pull	50 kN
Speed at max pull	1.3 km/h
Max speed	6 km/h
Pull at max speed	10.5 kN

**Note:** the basic machine performance is calculated at 20°C and at sea level

## DRUM CHARACTERISTICS

External diameter	700 mm
Internal diameter	457 mm
Width	700 mm
Capacity 400 m	rope Ø 18 mm

## CHARACTERISTICS

Mass	1600 kg
------	---------

## ENGINE

Diesel	34 kW (46 hp)
Cooling system	water
Electrical system	12 V

## HYDRAULIC TRANSMISSION

Closed hydraulic circuit for stepless speed variation in both rotating directions

## CONFIGURATION

- Negative self-acting hydraulic brake
- Hydraulic dynamometer with set-point and automatic control of maximum pull
- Hydraulic oil cooling system
- Automatic level wind suitable for correct rope winding on the drum
- Rigid axle for towing at max speed of 30 km/h
- Towing bar with height regulation system
- Mechanical actuated front plough stabiliser